

glass®  
1989

16



Showering, SpaRituals, Home Wellness: un benessere a tutto tondo, quello di Glass 1989, che declina in un'offerta ampia e trasversale il proprio savoir faire: vasche design ed idromassaggio, spazi doccia attrezzati, piatti dai materiali contemporanei, chiusure versatili e moduli hammams veri elementi d'arredo o elementi funzionali a scomparsa, saune finlandesi, radianti e biosaune, minipiscine da esterni, composizioni modulari di spazi multifunzione che eleggono il bagno a luogo del benessere per eccellenza.

Showering, SpaRituals, Home Wellness. A 360° wellness solutions by Glass 1989: design bathtubs and whirlpools, multifunctional shower spaces, trays with contemporary design and materials, finish, radiant and bio saunas and hammams, outdoor spas, compositions of modular spaces that combine ancient spa rituals with state-of-the-art technologies and know-how.

# INDEX

004

composizioni modulari\_modular compositions



018

saune\_saunas



042

chiusure doccia\_shower enclosures



098

docce multifunzione\_multifunctional showers



112

vasche\_bathtubs



026

bagno turco\_hammam



038

spa\_spas



070

piatti doccia\_shower trays




086

pannelli doccia\_shower panels




140

combine\_combi solutions




**SpaRituals**

composizioni modulari  
*modular compositions*



HomeSweetHome  
sauna  
cm 200x230h





HomeSweetHome  
sauna  
cm 200x230h






HomeSweetHome  
hammam  
su misura\_MTM





**Ananda**  
2,4 + 6 kW






**Loyly**  
su misura\_MTM  
min. cm 127x109x213h





**Memo - hamman**  
su misura\_MTM  
min. cm 160x120x213h - max. cm 280x200x213h  
4 ÷ 12 kW



**Memo - sauna**  
su misura\_MTM  
min. cm 160x120x213h - max. cm 280x200x213h





Elementi PasoDoble\_PasoDoble Elements




**PasoDoble - room**  
cm 140x140x215h  
4 kW



**PasoDoble - steam / shower&steam**  
cm 140x100x215h  
cm 100x140x215h  
2,7 kW






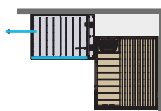
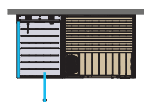
**PasoDoble - sauna**  
cm 160x110x215h  
cm 160x140x215h

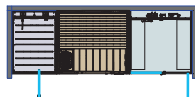
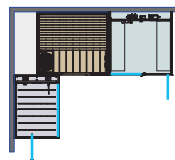


**PasoDoble - shower**  
cm 140x100x215h  
cm 100x140x215h



Composizioni PasoDoble\_PasoDoble Compositions

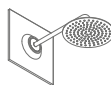
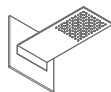
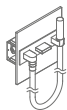






**Modula - modules**  
cm 30x30; cm 30x15.





026

## SpaRituals

bagno turco

*hammam*

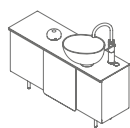


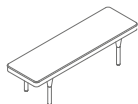
**Ananda**  
2,4 ÷ 6 kW  
**Ananda Pro**  
7,5 ÷ 48 kW



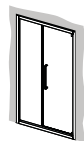


Ananda Composition





Steam Door&Window





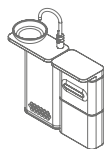
**NonSoloDoccia Pro**  
2,5 + 24 kW

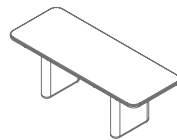
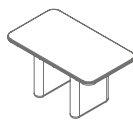
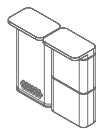






**Babele Composition**  
2,5 ÷ 24 kW







**Osmos Hammam**  
2,7 + 3,5 kW





**Steam Home**  
2,5 + 6 kW





Noor Steam Panel\_ Noor Steam Module  
2,7 ÷ 3,5 kW



070

## Showering

piatti doccia  
*shower trays*



glass  
1989

## **PLYLITE**

Materiale composito multistrato ad elevata densità con finitura superficiale vinilica poliuretanic, PlyLite garantisce un'elevata resistenza strutturale ed inalterabilità nel tempo, unite ad una grande facilità di pulizia. La texture superficiale rende il piatto antiscivolo ed è disponibile in tre varianti colore.

*Being made of high density plywood with polyurethane vinyl finish, PlyLite guarantees high strength and long-lasting good looks while being very easy to clean. The surface texture makes the tray non-slip. Available in three alternative colours.*





## Rug



EUROPEAN  
CONSUMERS  
CHOICE  
2015

## Quasar



## ECOMALTA

L'EcoMalta è un monocomponente che impiega inerti naturali come sabbia, quarzo e marmo, e che viene abilmente lavorato da mani esperte per ottenere superfici uniche e texture esclusive dall'inconfondibile sapore materico e naturale.

*EcoMalta is a single-component mortar containing natural aggregates such as sand, quartz and marble. It is skilfully worked by expert hands to obtain unique, natural looking surfaces with exclusive textures.*



Papiro



## MINERALITE

Materiale composto da minerali e resine, Mineralite unisce elevate prestazioni ad un'estetica estremamente naturale. Versatile nelle colorazioni, effettuate in massa, Mineralite consente di personalizzare lo spazio doccia con soluzioni materiche e contemporanee.

*Mineralite is a mineral and resin mix which combines high performance with a very natural appearance, being coloured in the mass. Thanks to the choice of colours, Mineralite offers versatile, stylish solutions for personalising the shower space.*



## Razor



## **HARDLITE**

Composto da una miscela di resine acriliche e sostanze minerali, adatto ad un taglio sartoriale su misura, l'HardLite è una solid-surface che presenta una superficie non porosa ed omogenea, opaca, setosa al tatto, durevole nel tempo, facile da pulire, facile da riparare.

*Consisting of a mixture of acrylic resins and mineral substances, the solid surface HardLite is non-porous, seamless, matt, silky to the touch, longlasting, easy to clean and easy to repair: ideal for a bespoke look.*

Set\_Suite



## **MINERALGEL**

MineralGel presenta una struttura in un composito di resina e minerali con una finitura superficiale in gelcoat che garantisce un'estrema brillantezza al prodotto. Questo materiale coniuga perfettamente estetica e funzionalità, garantendo un'elevata resistenza all'usura.

*MineralGel has a resin and mineral composite structure and a high gloss gelcoat surface finish. Appearance and functions combine perfectly in this material, which is extremely hardwearing.*



Flat




## **ACRYL**

Materiale dalle indubbie qualità, da anni ampiamente diffuso nel settore bagno, l'acrilico presenta una superficie brillante ed uniforme, inalterabile e di facile pulizia combinata ad una struttura di rinforzo in resina di poliestere e fibre di vetro che conferisce solidità e prestazioni elevate al piatto doccia.

*Material of indisputable quality that has been used for years in bathrooms, acrylic with its hard-wearing, shiny, seamless, easy-to-clean surface is combined with a fibreglass reinforced polyester structure for strength and performance.*

## Planor



## Cinco



## Quickr





## Pareti verticali\_Shower walls

I pannelli di rivestimento murale consentono di creare una continuità tra piatto e pareti, risolvendo efficacemente ogni necessità di sostituzione della vasca con un'area doccia.

When replacing a bathtub with a shower area, wall panels ensure there is no gap between tray and walls.

### Quasar Wall





Razor Wall



098

## HomeWellness

docce multifunzione

*multifunctional showers*



Osmos Steam  
2,7 + 3,5 kW



COLORE MODULI\_MODULES COLOUR



PIVOT  
PIVOTING

cm 90 + 160



cm 80 + 160





**PasoDoble**  
cm 100x140x215h  
2,7 kW



**PIVOT**  
PIVOTING





**PasoDoble**  
cm 140x100x215h  
2,7 kW



**PIVOT**  
PIVOTING





**NonSoloDocciaHome**

cm 120x80; 140x80; 140x90; 160x100

su misura\_MTM: ↔ cm 120-160 ↗ cm 70-120

2,5 ÷ 4 kW







**Babele Steam**  
2,7 + 3,5 kW



**PIVOT**  
PIVOTING

cm 90 + 160




cm 80 + 160





COLORE MODULI  
MODULES COLOUR

soffione, mix - headshower, mix



steam





Noor Steam S  
2,7 + 3,5 kW



..... SCORREVOLE  
SLIDING

cm 98 + 160



cm 98 + 160





**Noor Steam**  
2,7 ÷ 3,5 kW



**BATTENTE  
SWINGING**

cm 98 ÷ 160



cm 98 ÷ 160







**Skin016**  
2,2 kW



 **PIVOT**  
PIVOTING

 cm 120x80; 100x80;  
90x70; 90x90; 80x80;  
h 224

 cm 90x90; 80x80  
h 224





**Archimede**  
cm 90x90; 100x100  
h 211  
2,2 ÷ 2,7 kW



**SCORREVOLE**  
SLIDING





**Archimede**  
cm 90x90; 100x100; 120x80; 100x80; 100x70; 90x70  
h 211  
2,2 + 2,7 kW



SCORREVOLE  
SLIDING



## legenda\_key



sauna finlandese  
finnish saunas



biosauna  
biosauna



sauna radiante  
radiant sauna



bagno turco  
hammam



nicchia  
niche



angolo  
angle



angolo  
doppia porta  
corner entry



semicircolare  
round



con terzo lato  
with third side



walk-in  
walk-in



soprasvasca  
bathscreen

## cristalli\_glasses



trasparente  
clear



satinato  
satin



cincillà  
cincillà



fumé  
smoked



specchiato  
mirror



decorato  
with decoration



banda centrale  
central band

## profili\_profiles



brillante lucido  
brilliant



nero opaco  
matt black



bianco  
white



bianco panna  
cream



satinato  
satin



nero spazzolato  
brushed black



argento  
spazzolato  
brushed silver



oliva spazzolato  
brushed olive



[www.glass1989.it](http://www.glass1989.it)

Per maggiori informazioni o per conoscere il punto vendita a te più vicino visita il nostro sito

To find more information or the nearest dealer, please visit our website

FOLLOW US:



**glass**<sup>®</sup>  
1989

Via Baite 12/E zona industriale  
31046 Oderzo (TV) Italy  
T +39 0422 7146 r.a.  
F +39 0422 816839  
[info@glass1989.it](mailto:info@glass1989.it)  
[www.glass1989.it](http://www.glass1989.it)



glass®  
1989

Via Baite 12/E zona industriale  
31046 Oderzo (TV) Italy  
T +39 0422 7146 r.a.  
F +39 0422 816839  
info@glass1989.it  
www.glass1989.it